OKA:
The experimental program with RF-separated $K^{\pm}$ beam @ U-70 Protvino,Russia.

V.F.Obraztsov IHEP,Protvino

representing the OKA collaboration
(IHEP-INR-JINR-...)

Current Kaon experiments in Russia.

- ISTRA+ U-70 IHEP,Protvino

  Unseparated 17-37 GeV; 70 GeV U-70 2(3)/9 sec. cycle.

  $3\% K^-$; $5 \cdot 10^6 (-)$/cycle $\rightarrow 1.5 * 10^5 K^-$/cycle; $\sim$ 10m decay volume.

  Tests of SM and χPT in K_{l3}(1M K_{e3}; .5M $K_{\mu 3}$); $K_{l3\gamma}$; $K^- \rightarrow \pi^- \pi^0 \pi^0$ (250 K) ;

  search for sgoldstino in $K^- \rightarrow \pi^- \pi^0 P$;...

- TNF U-70 IHEP,Protvino

  Unseparated ~ 35 GeV; 70 GeV U-70 2(3)/9 sec. cycle.

  $2.5\% K^\pm$; $4 \cdot 10^6 + (-)$/cycle $\rightarrow 10^5 K^\pm$/cycle; $\sim$ 60m decay volume.

  Search for CP violation in $K^\pm \rightarrow \pi^\pm \pi^0 \pi^0 (\tau^{'})$ (.5 M) events.

OKA: The experiment with RF- separated high energy $K^{\pm}$ beam

At present there is no RF-separated high energy beams in operation !
In past, ”warm” cavities were used to provide beams for the bubble chambers

- AGS (1965) 12.8 GeV $\rightarrow$ 80” b.c.
- CERN PS (1968) 20 GeV $\rightarrow$ 2m b.c.
- IHEP U-70 ($\sim$ 1973) 30 GeV for ”Mirabelle”; 30 GeV for ”Ludmila”

In 1998 IHEP, Protvino decided to start new project:

- RF Separated beam at IHEP U-70, based on CERN-Karlsruhe Superconducting deflectors: the ”OKA” project

Karlsruhe-CERN superconducting RF separator

The only existing superconductive RF separator was built in Karlsruhe(Germany) and used at CERN SPS in 1978-1981. The main parameters of the deflectors:

Operating frequency, (S-band)	2865 MHz
Wavelength, λ	$\sim$ 10.5 cm
Iris opening, 2a	40 mm
Effective deflector length	2.74 m
Number of cells/deflector	104
Mean deflecting field	1.2 MV/m
Working temperature	1.8 K

The separators were used to provide $K^{\pm}$ and $\bar{p}$ 3-37 GeV beams for the Ω spectrometer.

In 1996 the negotiations IHEP-CERN started and in 1998 the separators were transported from CERN to IHEP.



Principle scheme of RF-separation (Panofsky).

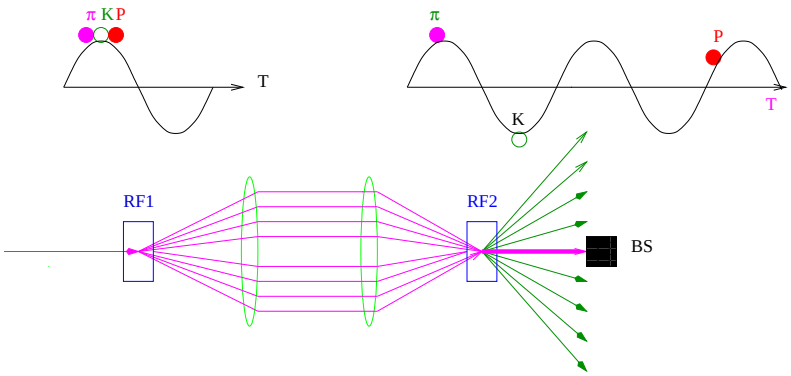

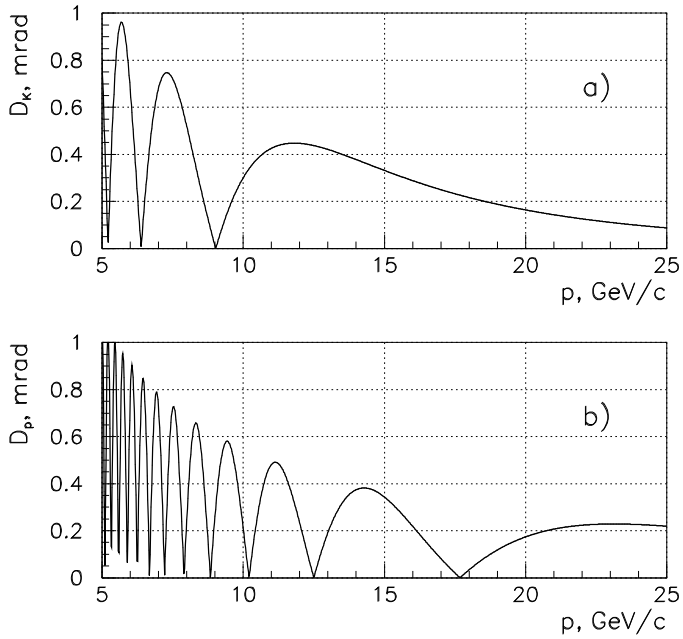

RF separation

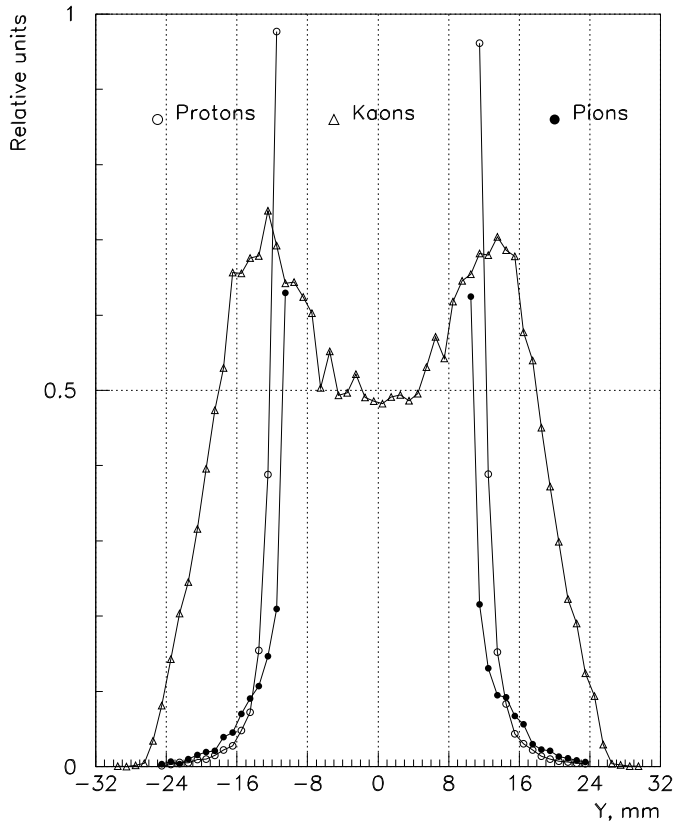

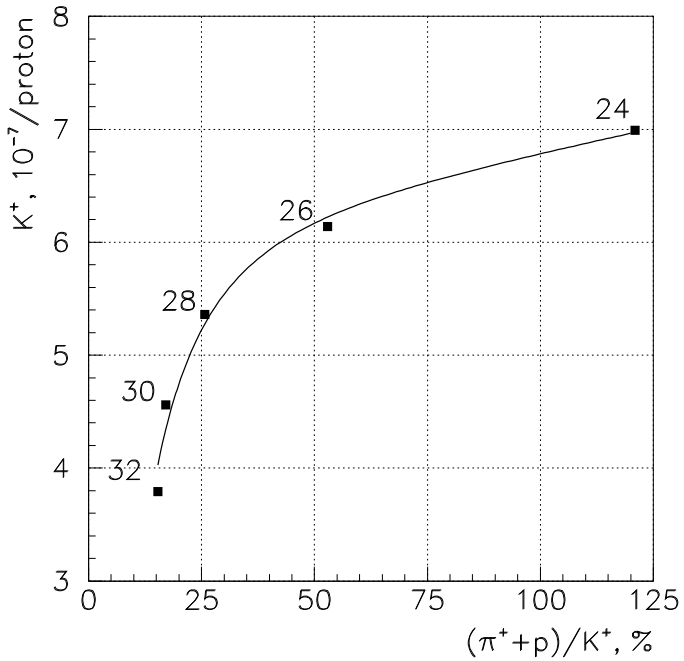

Optical scheme of the ”OKA” RF-separated beam

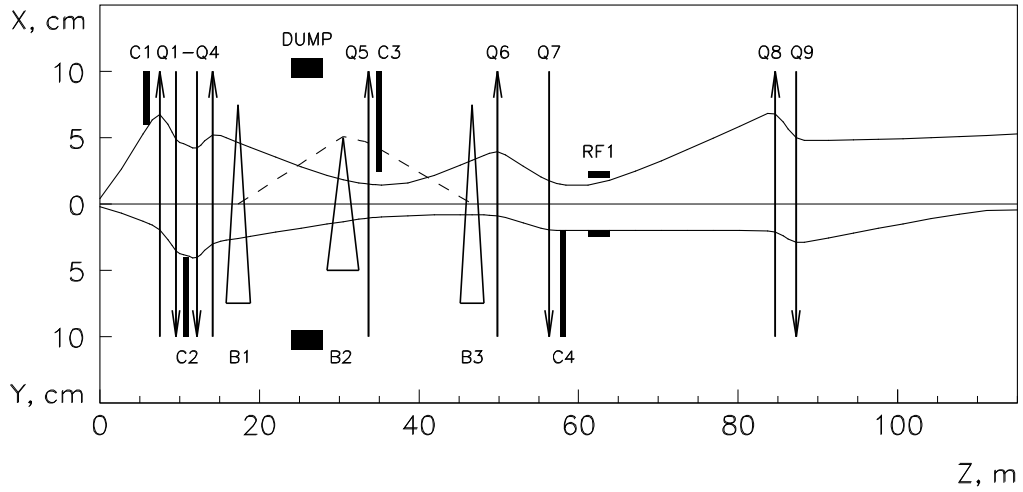

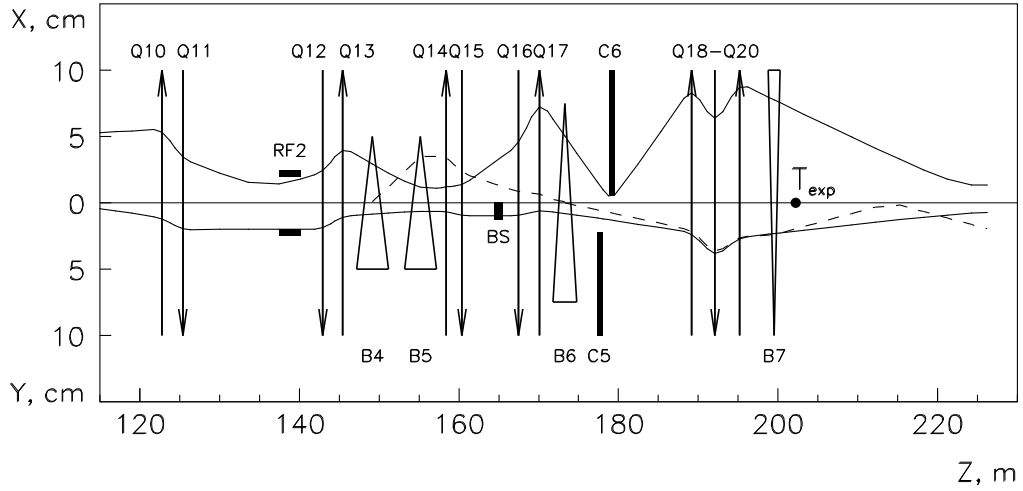

Beam parameters.

Target	50 cm Be
Primary proton beam energy	65-70 GeV
Primary proton beam intensity	10^{13} ppp
Secondary beam momentum	12.5 or 18 GeV
Δp/p $\%$	± 4
Horizontal acceptance	± 10 mrad
Vertical acceptance	± 1.9 mrad
Length of the beam line	$\sim$ 200 m
Distance between separators	76.3 m
Intensity of K^+ at the end	5×10^6
π^+, p contamination	$< 25\%$
Muon halo	$< 100\%$

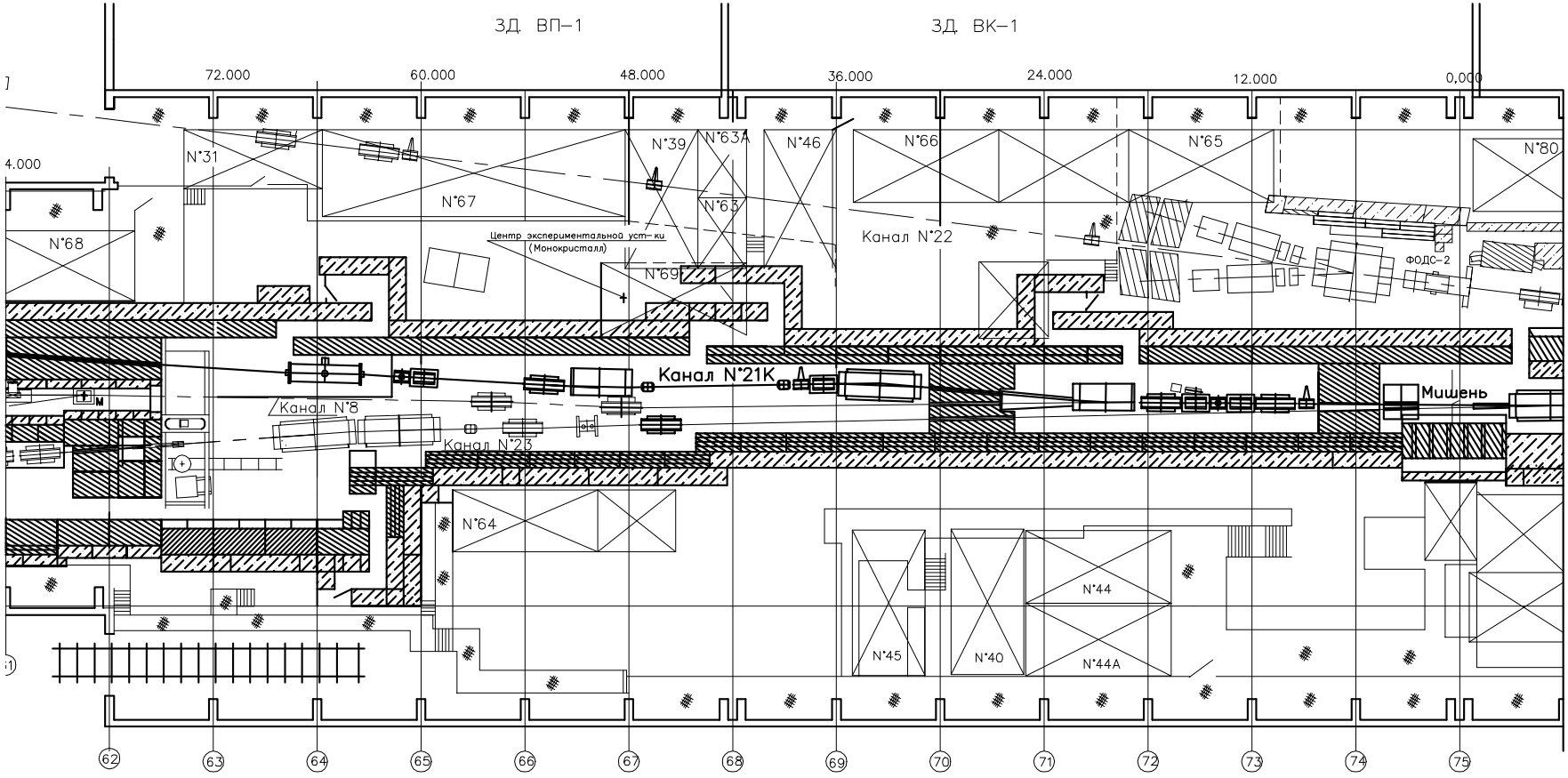
ЗД. ВП–1
ЗД. ВК–1
72.000
60.000
48.000
36.000
24.000
12.000
0.000
4.000
N°31
N°67
N°39
N°63A
N°46
N°66
N°65
N°80
N°68
N°63
N°69
Центр экспериментальной уст–ки
(Монокристалл)
Канал N°22
ФОДС–2
Канал N°21K
Канал N°8
Канал N°23
Мишень
N°64
N°44
N°45
N°40
N°44A
62
63
64
65
66
67
68
69
70
71
72
73
74
75

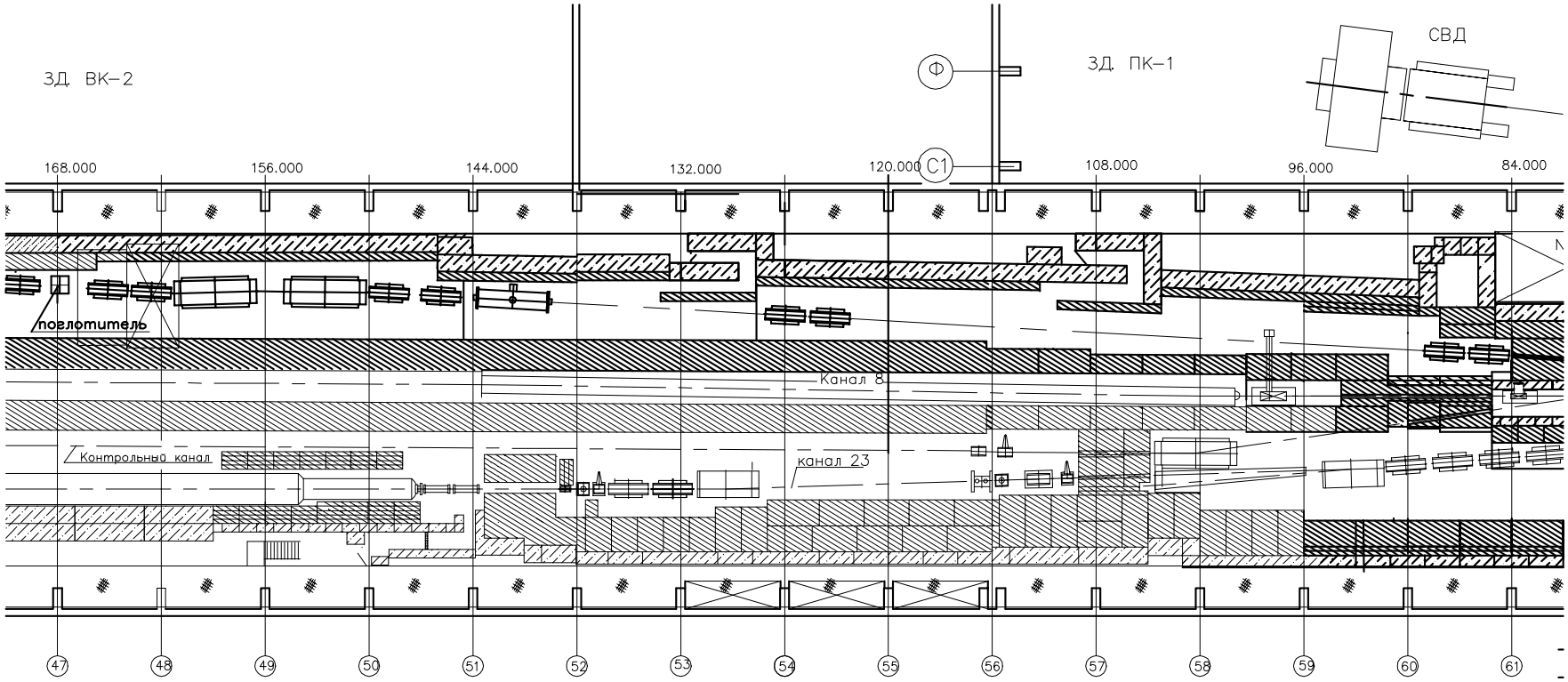
ЗД. ВК–2
ЗД. ПК–1
СВД
Ф
С1
168.000
156.000
144.000
132.000
120.000
108.000
96.000
84.000
поглотитель
Канал 8
Контрольный канал
канал 23
47
48
49
50
51
52
53
54
55
56
57
58
59
60
61

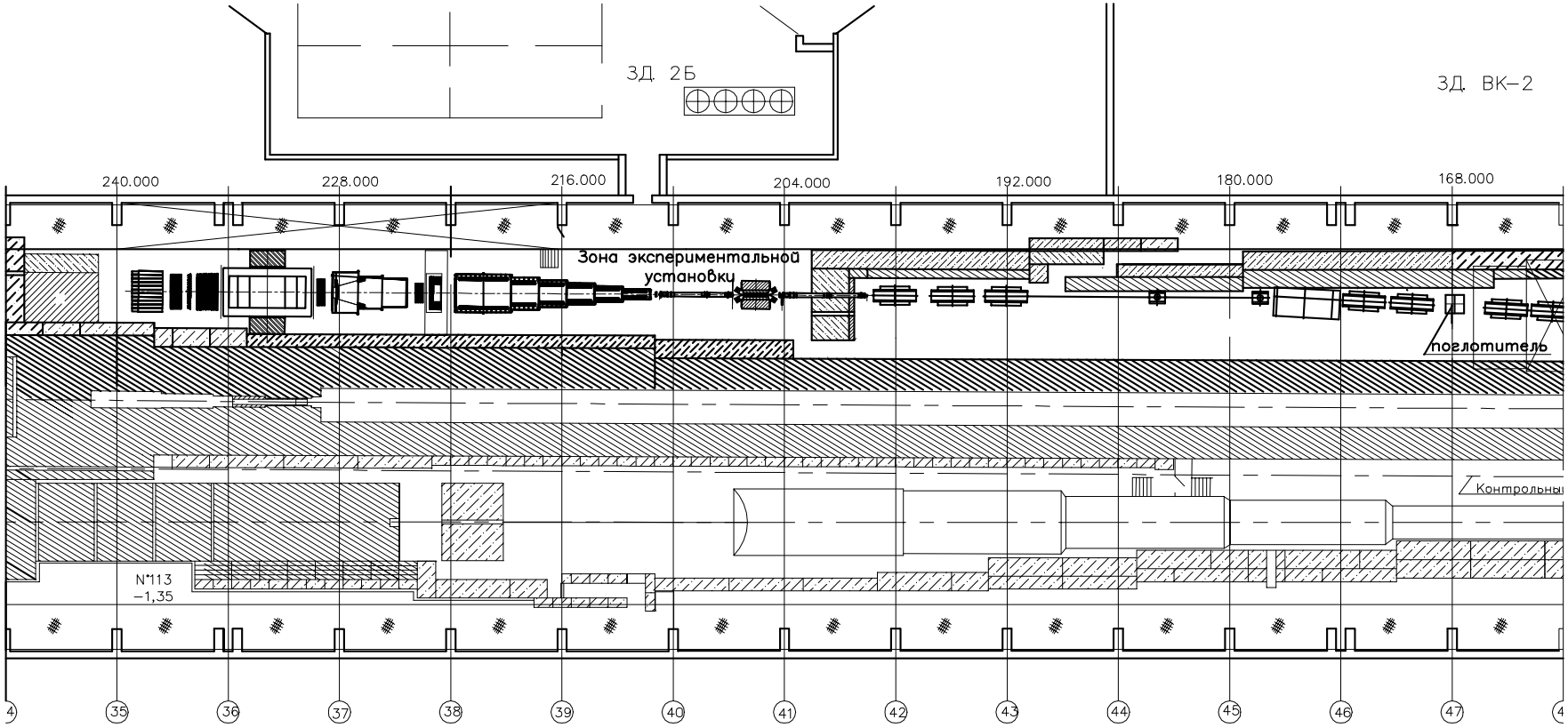
ЗД. 2Б
ЗД. ВК–2
240.000
228.000
216.000
204.000
192.000
180.000
168.000
Зона экспериментальной установки
поглотитель
Контрольны
N°113
–1,35
35
36
37
38
39
40
41
42
43
44
45
46
47

Time schedule for the design and construction of the RF-separated beam

- Vacuum tests of RF cavities December, 1998 $\rightarrow$ Helium tests Summer, 1999 $\rightarrow$ Complex RF-tests at 4.2 K Summer 1999
- Construction of cryogenics for 1.8 K tests 1999-2000
- Complex RF-tests at 1.8 K , cleaning of the RF2 Nov. 2000- Dec. 2004
- Beam-line design 1998$\rightarrow$ technical project 1999$\rightarrow$ construction 2002-2004
- Cryogenic system design 2000-2001$\rightarrow$ construction and assembly 2001-2005
- RF-system construction and assembly 2004-2005
- Modernization of the U-70 slow extraction 2000-2002 $2.5 \times 10^{13} ppp$ achieved.
- New setup on the basis of SPHINX, ISTRA+, GAMS 2003- 2005
- ”Warm” beam commissioning December, 2004
- ”Cold” beam commissioning December, 2005



57

21-56


21-45

Long-term plans for the intensity increase

•Present Design goal- $5. \times 10^6 K^+$ per 3 sec. flat-top; 9 sec spill.

Slow extraction intensity 10^{13} ppp is assumed. As $2. \times 10^{13}$ppp is reached $\rightarrow$ 10^7/spill is in hand.

Possible restrictions from radiation safety in the target region

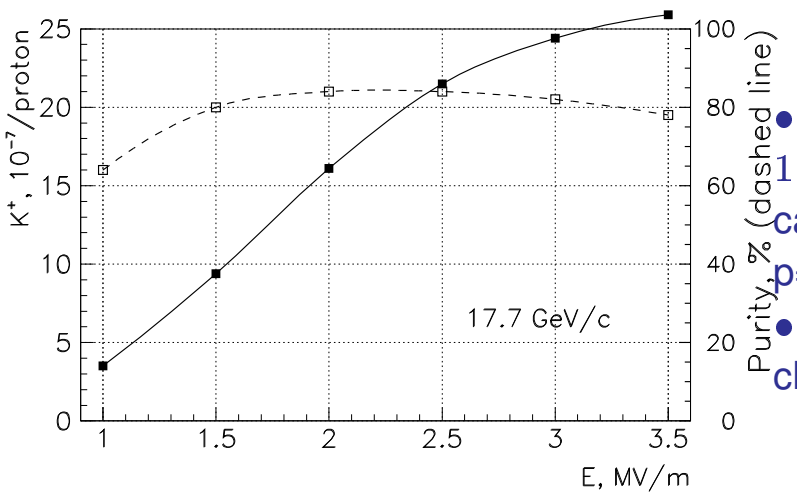

• Beam intensity is limited by the RF-cavities field of $1. MV/$m. Simulation of the beam line with $3MV/$m cavities gives the intensity of $2.5 \times 10^7/10^{13}$ppp for p=17.7 GeV

• A possibility of construction of μ-bunched beam synchronized with cavities RF is under study.

..

Given this estimates we put forward a long-term goal to reach intensity of 10^8/spill$\Longleftrightarrow$ 10^7/sec

Установка "ОКА"

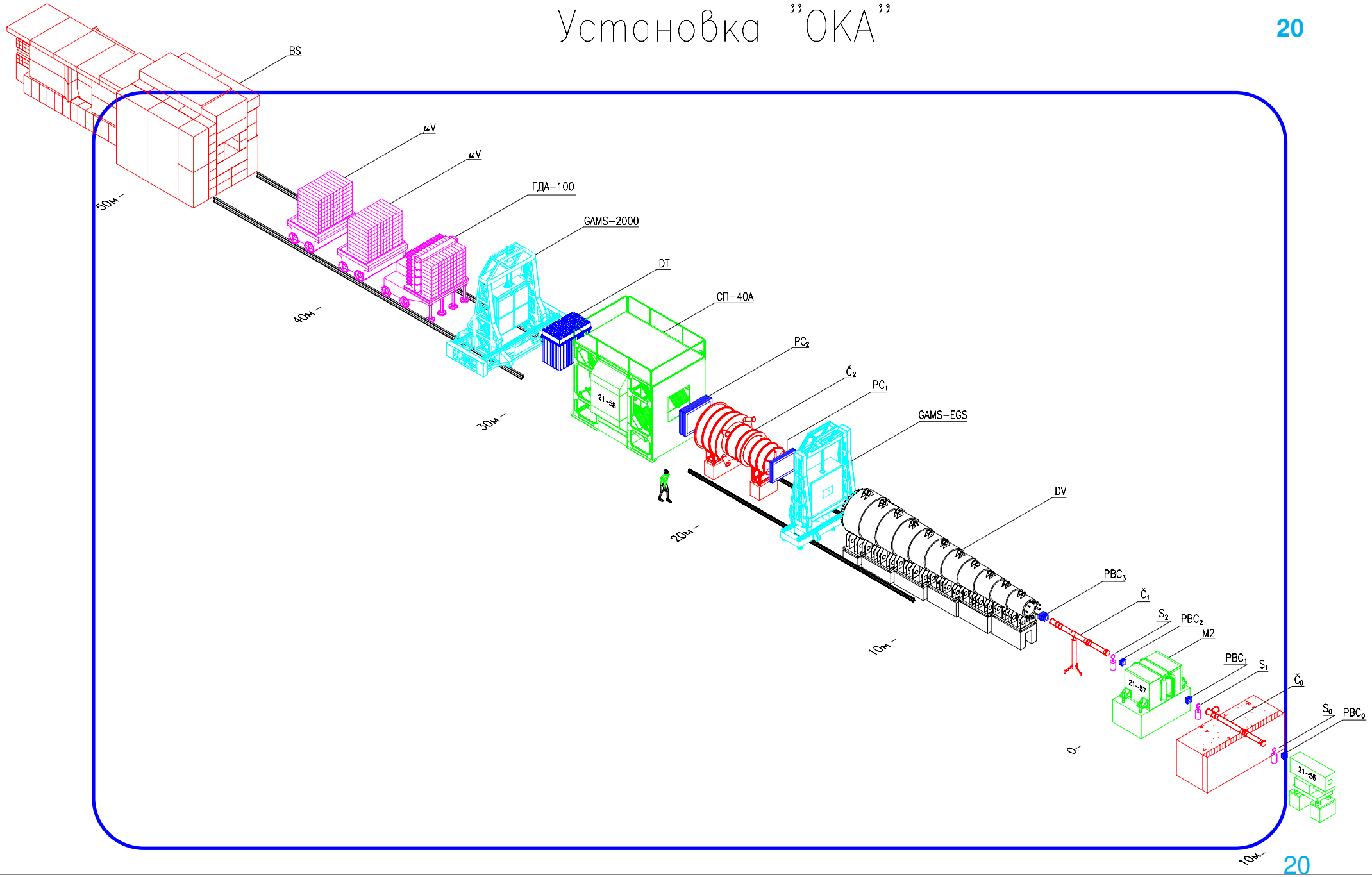

OKA setup at U-70 IHEP

- SPHINKS,ISTRA,GAMS $\rightarrow$ OKA

1. Beam spectrometer
   1mm pitch PC's ($\sigma_p/p \sim 1\%$); threshold Č + Kaon RICH; 6 trigger Sc Fi Hod.
2. Decay volume with veto system:
   12m; Veto: ~ 670 Lead-Scintillator sandwiches 20 $\times$ (5mm Sc + 1.5 mm Pb), WLS readout
3. PC's and DT's for the magnetic spectrometer:
   $\sim$ 5000 ch. PC (2 mm pitch)+ 1000 DT (6 cm ϕ)
4. Magnet:
   $\int B \cdot ds \sim$ 1 Tm. ; aperture 200$\times$ 100 cm^2
5. Gamma detectors:
   GAMS2000, EHS-backward EM cal. $\sim$ 4000 LG + 256 PWO crystals.
6. Muon Identification
   4 sections of Sc-Iron HCal+ μ range stack (30 planes of former D0 forward μ DT)

OKA setup at U-70 IHEP

1. Trigger
   - Beam K (Sc + Č counters) $\rightarrow 5 \cdot 10^6$/spill
   - K decay (ScFi Hodoscope logic) $\rightarrow 5 \cdot 10^5$/spill
   - $K \rightarrow \mu\nu$-suppression (> 1 MIP threshold in EM calorimeters) $\rightarrow 2 \cdot 10^5$/spill
   - PC farm to suppress $K \rightarrow \pi\pi^0 \rightarrow 10^5$/spill
2. DAQ
   - $2 \cdot 10^5$/spill= 25 Mb/sec;
   - 5000 ADC (10 μsec conversion time);
   - 1000 TDC (.8 nsec, CERN HPTDC);
   - 10000 PC (10 nsec shift registers).

Main directions of the experimental program

- Search for deviations from the SM

  search for T,S,P in $K^+ \to e^+\nu$; $e^+\nu\gamma$; $\mu^+\nu\gamma$; $e^+\nu\pi^0$;$\mu^+\nu\pi^0$

- Search for pseudoscalar sgoldstino(P) in $K^+ \to \pi^+\pi^0 P$ decay

- Search for T-odd effects

  Measurement of the $\frac{\vec{p}_\gamma \cdot (\vec{p}_\pi \times \vec{p}_\mu)}{|\vec{p}_\gamma| \cdot |\vec{p}_\pi \times \vec{p}_\mu|}$-correlation in the decay $K^+ \to e^+(\mu^+)\nu\pi^0\gamma$

- Search for direct CP violation

  Measurement of the $\frac{\delta g_\pm}{2g}$ in the decays $K^\pm \to \pi^\pm\pi^\pm\pi^\mp$; $K^\pm \to \pi^\pm\pi^0\pi^0$

The program is being tuned depending on the results of the current experiments:

ISTRA+, KLOE, E949, NA48/2

”OKA” fix-target program

SLAC LASS experiment (K^-p @ 11 GeV) reached 4.1 ev/nb; OKA(2 month) $\sim$ 300 ev/nb.

- Search for exotic states with hidden strangeness
  F.Close and P.Page predict $s\bar{s}g$ $J^{PC} = 2^{-+}$ Γ=120 MeV $\rightarrow K_2^*(1430)K$; $K_1(1270)K$.
  OKA can look for this state in $K^-p \rightarrow K^+K^-\pi^0\Lambda$

- Search for pentoquark states $uuss\bar{s}$:
  CERN(2m) and Argone(15 ft) bubble chambers saw narrow ($\Gamma < 20$MeV) state in the reaction
  $K^-p \rightarrow Y^{*+} + \pi^-$; with $Y^{*+} \rightarrow \Sigma K\bar{K} + 2\pi$

- Spectroscopy and Decays of light mesons
  $K^-p \rightarrow f_2(1515) + \Lambda$; $f_2(1515) \rightarrow \phi\gamma$ ($f_1(1285) \rightarrow \phi\gamma$)
  $K^-p \rightarrow f_0(400-1200) + \Lambda$; $f_0 \rightarrow \pi\pi$; $K\bar{K}$

- Primakoff physics
  R.Rogaliov Phys.Atom. Nucl. **64**(2001) compared $\sigma(K^+Z \rightarrow K^+\pi^0 Z)$ and
  $\sigma(K^+Z \rightarrow K^0\pi^+ Z)$. In the 1$^{\underline{st}}$ process Wess-Zumino-Witten(WZW) anomaly contributes
  $\rightarrow \sigma_1/\sigma_2 \sim$ 80 nb/ 15 nb near threshold. Nobody tested WZW with s-quark !
  ”Polarizability” of K in $K^+Z \rightarrow K^+\gamma Z$.

OKA: search for deviations from SM in the decay $K^+ \to e^+\nu$

- Theoretical predictions:

$$R(K^+ \to l^+\nu_l)_{SM} = \frac{Br(K^+ \to e^+\nu_e)}{Br(K^+ \to \mu^+\nu_\mu)} = \frac{m_e^2}{m_\mu^2} \cdot \frac{(m_K^2 - m_e^2)^2}{(m_K^2 - m_\mu^2)^2}(1+\delta_r) =$$
$$2.569 \cdot 10^{-5}(1 - 0.0378 \pm 0.0004) = (2.472 \pm 0.001) \cdot 10^{-5}$$
$$R(K^+ \to l^+\nu_l) = R(K^+ \to l^+\nu_l)_{SM}[1 \pm \frac{|G|_{PS}}{G_F \cdot V_{us}} \cdot \frac{m_K^2}{m_s m_e}]$$

- Experiment: Two measurements (1975,1976) CERN PS, 938 events:

$$R(K^+ \to l^+\nu_l)_{exp} = (2.44 \pm 0.11) \cdot 10^{-5} = R(K^+ \to l^+\nu_l)_{SM} \cdot (0.987 \pm 0.045)$$
$$|G|_{PS} < 3.5 \cdot 10^{-11} \text{ GeV}^{-2} \; ; \Lambda_{LQ} > 85 \text{ TeV}$$

- Prospects for OKA: Expected statistics - 10^5 events $\to$ stat. accuracy $3 \cdot 10^{-3}$. MC study of the main background processes $K^+ \to e^+\nu\pi^0$ and $K^+ \to e^+\nu\gamma$, have shown, that it is possible to suppress background to $< 3 \cdot 10^{-7}$

$$|G|_{PS} < 10^{-12} \text{ GeV}^{-2} \; ; \Lambda_{LQ} > 500 \text{ TeV}$$

Search for SM-violation in $K_{e3} - K_{\mu 3}$ decays

ISTRA+ has established best limits on f_T and f_S formfactors:

$$f_T/f_+(0) = (0.1 \pm 0.65(stat) \pm 0.2(syst))\%$$
$$f_S/f_+(0) = (0.07 \pm 0.15(stat) \pm 0.09(syst) \pm 0.53(theory)\%$$

the last result assumes $\lambda_0 = 0.017 \pm 0.004$ J.Gasser and H.Leutwyler, Nucl.Phys B250(1985)

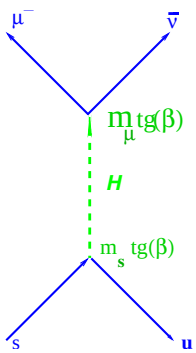

$$f_S^{2hdm} = \frac{m_\mu(m_K^2 - m_\pi^2)tg^2\beta}{2m_H^2 m_K} f_0(t) \rightarrow$$

$$\frac{tg(\beta)}{m_H} = 0.17 \pm 0.1(stat) \pm 0.26(th) GeV^{-1};$$

Recent Lattice calculations have improved accuracy: $\lambda_0 = 0.012 \pm 0.002$ D.Becirevic et al., hep-lat/0411016

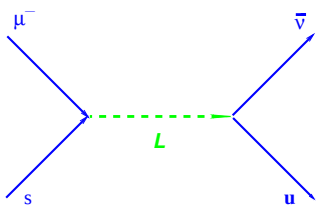

Fiertz transformation : $(\bar{s}\mu)(\bar{\nu}u) = -\frac{1}{2}(\bar{s}u)(\bar{\nu}\mu) - \frac{1}{8}(\bar{s}\sigma_{\alpha\beta}u)(\bar{\nu}\sigma^{\alpha\beta}\mu)$

The second term- effective T V.V.Kiselev et al., hep-ph/0204066 $\rightarrow$

$$\frac{f_T^{LQ}}{f_+(0)} = \frac{\sqrt{2}}{32G_F|V_{us}|}\frac{m_K}{m_{K^*}}\frac{1}{\Lambda_{LQ}^2} \quad \Lambda_{LQ} > 3TeV(90\% \text{ CL})$$

OKA will allow to increase statistics of K_{l3} decays by factor of 100

OKA: search for CP-violation in τ , τ' decays.

10^{13} 70 GeV ppp; 2s/9s cycle. $\rightarrow$ $5(2) \cdot 10^6 K^+(K^-)$/cycle. ;

12m decay volume; 120 days 50% eff.

optimal strategy: $I^- = \sqrt{3} \cdot I^+ \rightarrow 10(6) \cdot 10^{10} K^+(K^-)$ decays

$\rightarrow (3.8 + 2.1) \cdot 10^9 \tau$; $(3.3 + 1.9) \cdot 10^8 \tau' \rightarrow \frac{\delta g_\pm}{2g} \sim 1.(1.3) \times 10^{-4} \tau(\tau')$

Should be compared with NA48/2:

$\frac{\delta g_\pm}{2g} = (0.5 \pm \frac{3.2}{\sqrt{2}}) \times 10^{-4}(\tau)$; $\frac{\delta g_\pm}{2g} = (? \pm \frac{2.2}{\sqrt{2}}) \times 10^{-4}(\tau')$

OKA: search for T- violation in $K^{\pm}$ decays

- T-odd correlation in $K \to e\nu\pi^0\gamma$ ($\mu\nu\pi^0\gamma$)

$\xi = \frac{\vec{p}_\gamma \cdot (\vec{p}_\pi \times \vec{p}_\mu)}{|\vec{p}_\gamma| \cdot |\vec{p}_\pi \times \vec{p}_\mu|}$; $A_\xi = \frac{N_{\xi>0} - N_{\xi<0}}{N_{\xi>0} + N_{\xi<0}}$ (J.Gevais, J.Iliopoulous, J.Kaplan 1966)

SM FSI: V.Braguta et al., Phys.Rev.D65,2002:

$K \to e\nu\pi^0\gamma$ $A_\xi \sim 0.5 \times 10^{-4}$; $K \to \mu\nu\pi^0\gamma$ $\sim 10^{-4}$

In extensions of SM (V.Braguta et al., Phys.Rev.D68,2003) larger effects are predicted:

$A_\xi \sim 3 \times 10^{-4}$

The only exp. results are from ISTRA ($K \to e\nu\pi^0\gamma$, 1986): $A_\xi = 0.03 \pm 0.08$; 192 ev;

and ISTRA+ ($K \to e\nu\pi^0\gamma$, 2005): $A_\xi = -0.015 \pm 0.021$; 1382 ev;

In OKA $\sim 2 \times 10^5$ events $\to$ $A_\xi < 2 \cdot 10^{-3}$

Conclusions

•The construction of the RF separated high energy kaon beam at IHEP, Protvino is close to completion: The ”worm” beam was commissioned in December 2004, the commissioning of the cryogenics is in progress, the complex startup of the separated beam is scheduled for December, 2005.

• The experimental setup is under construction

• New collaborators are welcomed !